

ASSIGNMENT #1: TEAM MANAGEMENT



The Coach as a “Conductor”

BACKGROUND

The modern youth coach is much more than a tactician. The title has evolved into a set of responsibilities more analogous to a symphony “conductor” who must coordinate and harmonize many interrelated components. Effective coaching is the integration of; practical knowledge of the game and player development , managing parents, managing athletes, and supporting volunteers. Additionally, it is critical that the coach maintain an environment that is safe and developmentally appropriate.

Select ONE of the 3 Assignment Options Described Below. This is a pre-course assignment to be completed in advance and [submitted at the E Course opening](#).

ASSIGNMENT A: PERSONAL COACHING PHILOSOPHY

- ✓ Read and Review the TEAM MANAGEMENT SECTION of this E License Guidebook.
- ✓ Read and Review any or all of the REFERENCES & RESOURCES that are listed in order to complete this assignment.

Prepare a 1-2 Page PERSONAL COACHING PHILOSOPHY that will serve as a tool for your initial 9-12 year old Team Parent-Player Meeting.

Please include: • Player Development Goals • Coaching core values • Player Expectations • Parent Expectations

ASSIGNMENT B: TRAINING PLANS (2)

- ✓ Read and Review the METHODS OF COACHING I and II Sections of this E License Guidebook.
- ✓ Read and Review any or all of the U.S. Soccer Curriculum that is located in PDF format on the US. Soccer Website.

Prepare 2 full practice plans that will serve as TRAINING PLANS TO DEVELOP PASSING AND SMALL-GROUP PLAY with your 9-12 year old team. Please Utilize the Practice Plan Template provided in this Guidebook.

ASSIGNMENT C: COACHING BEHAVIOR SELF-ANALYSIS

- ✓ Read and Review the METHODS OF COACHING I and II Sections of this E License Guidebook.
- ✓ Read and Review any or all of the U.S. Soccer Curriculum that is located in PDF format on the US. Soccer Website.

PREPARE A TWO PAGE SELF-ANALYSIS OF YOUR TEACHER-COACH METHODS. The analysis is to be completed by recording your coaching dynamics for an undivided 15 minute segment of 1 practice session with your team. You may have a peer coach track your actions OR you may have your session video-taped and then analyze the tape yourself.

PAGE 1: A reaction and summary statement regarding the data that you have collected. I.D and describe 1-3 developmental targets.

PAGE 2: The completed COACHING BEHAVIORS tracking form (next page)



TRACKING FORM

COACHING BEHAVIORS

Enter a check-mark (✓) for each occurrence in each category below.

VERBAL FEEDBACK		PERIOD:	PERIOD:	PERIOD:	TOTAL	COMMENTS
POSITIVE						
NEGATIVE						
CORRECTIVE						
NEUTRAL						
USE OF QUESTIONS		PERIOD:	PERIOD:	PERIOD:	TOTAL	COMMENTS
GUIDED						(applicable to an athlete during a field session)
LEVEL I FACTUAL?'s						Simple, definitive answers at the recall level of thinking.
LEVEL II CONCEPTUAL?'s						Delve deeper than facts & require sophisticated processing. Can be divergent, convergent or evaluative.
LEVEL III PROVOCATIVE?'s						Highest challenge, entice & stimulate complex problem-solving. A combination of divergent & evaluative questions.
DELIVERY OF INFORMATION		PERIOD:	PERIOD:	PERIOD:	TOTAL	COMMENTS
VERBAL						
NON-VERBAL						
FIELD DEMONSTRATION						
COMBINED						

COACH:

TEAM:

DATE:



TOPIC:

STAGE

ORGANIZATION (DIAGRAM + RULES)

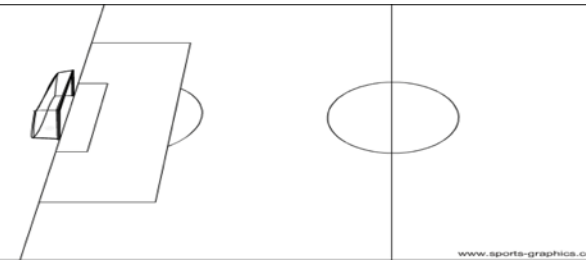
OBJECTIVES

KEY COACHING POINTS

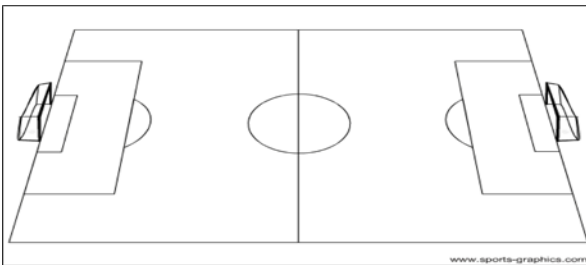
TECHNICAL
WARM-UP



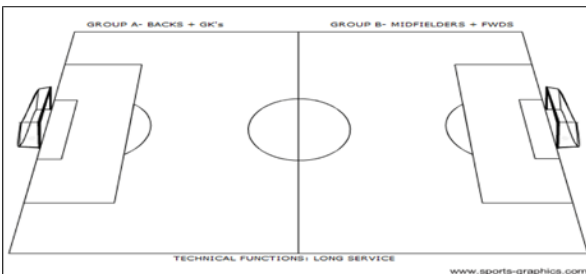
SMALL-SIDED
ACTIVITY
(Main Part)



EXPANDED
SMALL-SIDED
ACTIVITY
(Main Part)



MATCH



COACH:

TEAM:

DATE:



TOPIC:

STAGE

ORGANIZATION (DIAGRAM + RULES)

OBJECTIVES

KEY COACHING POINTS

**TECHNICAL
WARM-UP**

**SMALL-SIDED
ACTIVITY
(Main Part)**

**EXPANDED
SMALL-SIDED
ACTIVITY
(Main Part)**

MATCH

ASSIGNMENT #2: LAWS OF THE GAME

The Essential FIFA & Modified SSG Rules

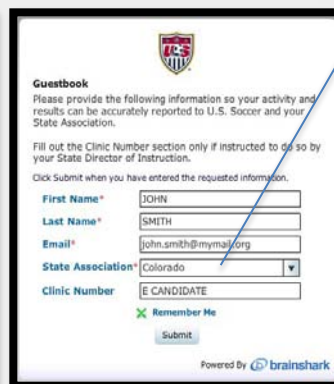


Understanding the rules of sport is critical for many reasons. First and foremost is the obvious need to protect the players through compliance with a safe and fair environment for competition. A second element in understanding the rules of play is to realize that the rules may be modified in order to create an appropriate developmental environment for youth participants. This assignment (#2) represents an integrated approach to understanding the FIFA Laws as well as the Modified Rules of Play that exist in your local youth soccer environment.

THIS 2-Part ASSIGNMENT SHOULD BE COMPLETED and SUBMITTED AT THE E COURSE OPENING.

ASSIGNMENT #2 (PART A: FIFA LAWS)

- ✓ Please follow this link to the U.S. Soccer "Grade 8 Referee. <http://www.ussoccer.com/Referees/Resource-Center/Referee-Resources/Grade-8-Referee-Course.aspx>



SIGN IN TO THE GUESTBOOK AS "E CANDIDATE"

#4 EQUIPMENT	#13 FREE KICKS
#8 START/RESTART	#14 PENALTY KICKS
#9 BALL IN/OUT	#15 THROW IN
#10 SCORING	#16 GOAL KICKS
#11 OFFSIDE	#17 CORNER KICKS
#12 FOULS	

AS YOU COMPLETE EACH MODULE. PRINT A COMPLETION CERTIFICATE AND SUBMIT THESE AT THE COURSE OPENING.

ASSIGNMENT #2 (PART B: MODIFIED SMALL-SIDED GAMES RULES)

- ✓ Contact your local League or soccer organization to locate the modified rules of play for the Team that you coach.
- ✓ Read and Review the modifications for the following FIFA Rules #1 FIELD, #2 BALL, #3 # PLAYERS, #5 REFEREE, #6 ASST. REFEREE, and #7 DURATION OF GAME.

PREPARE A LIST OF EACH OF THESE RULES. FOR EACH RULE WRITE A BRIEF DESCRIPTION OF THE RULE AS IT APPLIES TO THE TEAM AND AGE DIVISION THAT YOU COACH.

ASSIGNMENT #3: RISK MANAGEMENT



Concussions in Youth Sports

Concussion prevention and management is a current focal point in many youth sport environments. We expect all licensed coaches to take responsibility in protecting the physical well being of the young athletes that we coach and teach. As part of your Team Management competency, we expect each E License coach to participate in the CDC on-line Concussion program. This program is called the “Heads Up” program.

THIS ASSIGNMENT SHOULD BE COMPLETED and **SUBMITTED AT THE E COURSE OPENING.**

ASSIGNMENT #3 (PART A: FIFA)

✓ Please follow this link to the CDC Website: <http://www.cdc.gov/concussion/HeadsUp/Training/HeadsUpConcussion.html>

✓ **COMPLETE THE ON-LINE MODULE, ANSWERING THE QUESTIONS THAT APPEAR THROUGHOUT THE MINI-COURSE**



AFTER YOU COMPLETE THE “HEADS UP” PROGRAM. PRINT A COMPLETION CERTIFICATE AND SUBMIT THESE AT THE COURSE OPENING.